

EASY B24

BREVETTO | PATENT
(VE-2002-U-27)

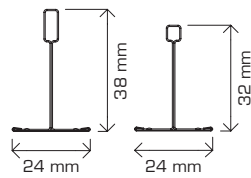
OVERLAP BUTT-END



STANDARD | STANDARD

OVERLAP | BUTT-END

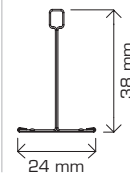
3700 mm 1200 - 600 mm



SPECIALE | SPECIAL

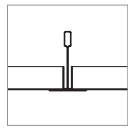
OVERLAP

1200 - 600 mm

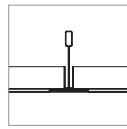


PANNELLI

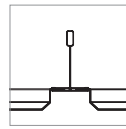
TILES



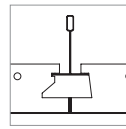
PLAN*



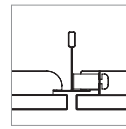
FLAT 24*



24 L. TEGULAR*



ENIGMA TRIM



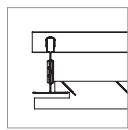
ENIGMA ESCAPE

* Sistemi disponibili anche con pannelli in lamiera stirata.

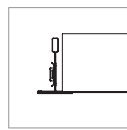
Systems available also with expanded metal tiles.

GRIGLIATI

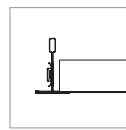
OPEN CELL



MONOLAMA



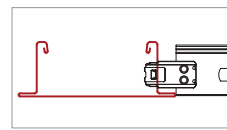
H40 | H50



BASE 4 H18 | H30

SISTEMI SPECIALI

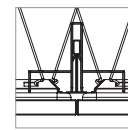
SPECIAL SHAPES



BANDRASTER

SISTEMI OSPEDALIERI

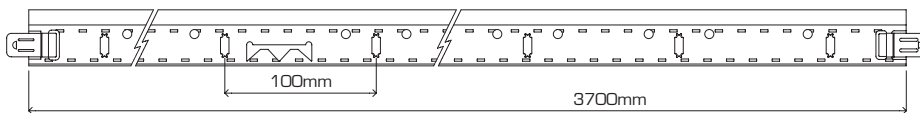
HOSPITAL SYSTEMS



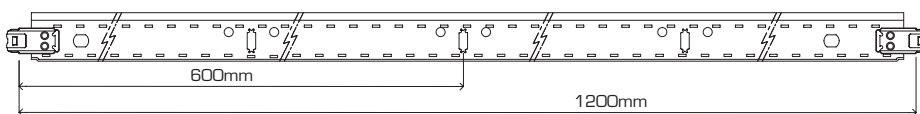
24 SYNCRO EVO

PATENT PENDING
(102016000006819)

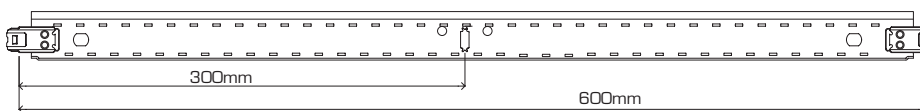
PROFILO PORTANTE 3700 / MAIN CARRIER PROFILE 3700



PROFILO INTERMEDIO 1200 / CROSS T 1200



PROFILO TRAVERSO 600 / CROSS T 600



COLORI COLOURS



BIANCO | WHITE



NERO | BLACK



SILVER