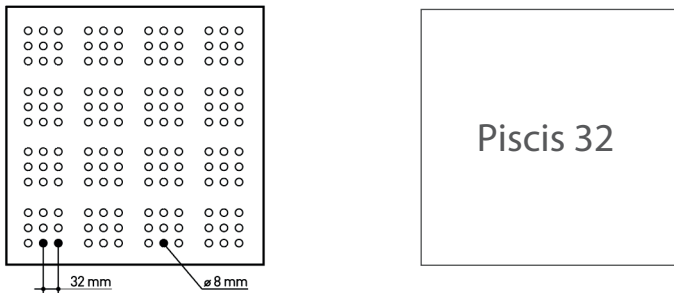




Modelo | Model



Piscis 32

Acabados | Finishes

Melamina | Melamine

Espesor | Thickness 12 mm.
Densidad | Density 10 Kg/m².



Madera natural | Natural wood veneer

Espesor | Thickness 13 mm.
Densidad | Density 11 Kg/m².

Haya, Roble, Maple, Cerezo etc.
Beech, Oak, Maple, Cherry ...

Lacado | Lacquered

Espesor | Thickness 12 mm.
Densidad | Density 10 Kg/m².

Disponibles en cualquier referencia de las cartas RAL, Pantone o NCS

Available in any shade from RAL, Pantone or NCS color charts.

HPL | High pressure laminate

Espesor | Thickness 12 mm.
Densidad | Density Variable

Aplacados de laminados de alta densidad con altas prestaciones

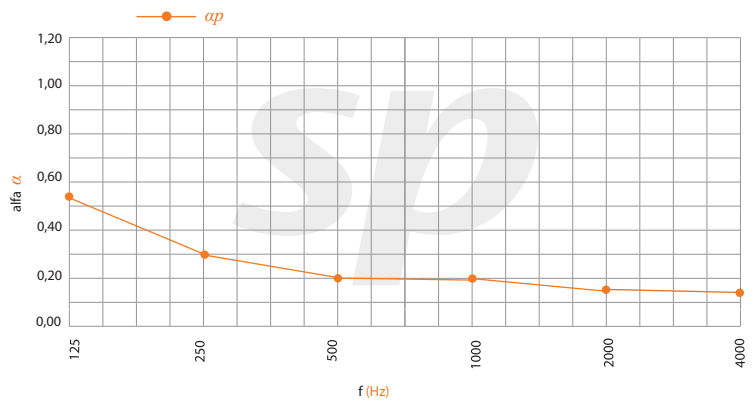
Available in high density laminate (HPL) facing.

Absorción acústica | Acoustic absorption

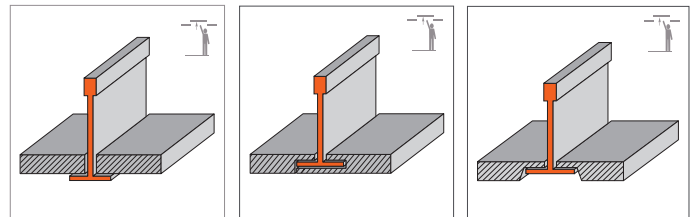
$$\alpha_w = 0,255 \text{ \% perf.} = 2,30\%$$

NRC 0,25

*Datos estimados según norma UNE ISO 354, ponderados según norma UNE ISO 11654
*Data estimated as per ISO 354 standard, weighed as per ISO 11654 standard



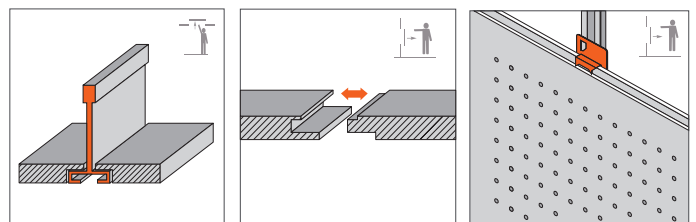
Sistema de instalación | Installation system



PERFIL VISTO
EXPOSED FORM

PERFIL OCULTO T-24
CONCEALED FORM T-24

PERFIL SEMIVISTO T-15/T-24
SEMI-EXPOSED T-15/T-24



PERFIL FINELINE T-15
FINELINE FORM T-15

PERFIL MACHIHEMBADO
MALE-FEMALE JOINT

PERFIL OMEGA + GRAPA
OMEGA PROFILE + IRON CRAMP

